

Product Information

- An all metal light duty cavity fixing that is ideal for ceiling installations.
- Toggle wings spread the load over a wider area.

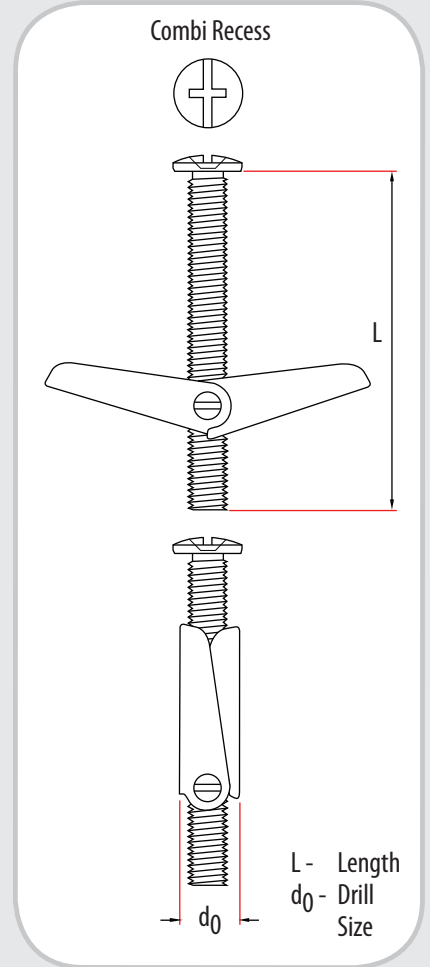
Key Features

- Combi Recess
- Self Expanding Mechanism
- Zinc plated and passivated (3-5 microns)

Materials



Hollow Block Plasterboard Wood Panel



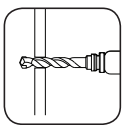
Spring Toggles

TIMco Code	Thread Ø (mm)	Screw Length (mm) L	Wall and Fixture Thickness (mm)	Min Cavity Depth (mm)	Box Qty	Carton Qty	Pallet Qty
TOG350	M3	50	30	20	100	1,200	24,000
TOG550	M5	50	20	30	100	1,200	19,200
TOG575	M5	75	45	30	100	1,200	19,200
TOG5100	M5	100	70	30	100	600	9,600
TOG675	M6	75	45	30	100	600	9,600

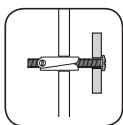
Technical Data

Substrate	Plasterboard 12.5mm Thickness		
	M3	M5	M6
Size Ø (mm) Drill Hole Ø (mm) d ₀	11 11	14 14	18 18
Rec. Tensile Load (kN) N _{rec}	0.11	0.22	0.26

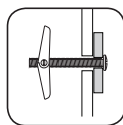
Installation Guide



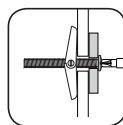
1) Drill a hole to the required diameter



2) Insert screw through fixture and into the toggle. Fit toggle through the hole



3) Allow the wings to spring apart



4) Tighten the screw until the fixing is secure

Applications

